





MIAMI-DADE TRANSPORTATION PLANNING ORGANIZATION
 TRANSPORTATION IMPROVEMENT PROGRAM
 CONGESTION MANAGEMENT PLAN (CMP)

TPO Project No	Facility/Project Name	Bicycle Accom.	Type of Work	Project Cost (\$000s)	Prior Years Cost (\$000s)		
Agency Project No	From/Location To/Location	Length (miles)					



APV042A	Miami International Airport Employee Parking Garage	0.0	Build Structure / Parking Capacity	\$8,332	\$4,166	Activity /Phase	Funding Source	Proposed Funding (in \$000s)						
								2025 - 2026	2026 - 2027	2027 - 2028	2028 - 2029	2029 - 2030		
V042A	South Terminal (Across); Central Chiller Plant (West) Flamingo Garage (East); MIA Mover Track (South)													

MIAMI-DADE TRANSPORTATION PLANNING ORGANIZATION
 TRANSPORTATION IMPROVEMENT PROGRAM
 CONGESTION MANAGEMENT PLAN (CMP)

TPO Project No	Facility/Project Name	Bicycle Accom.	Type of Work	Project Cost (\$000s)	Prior Years Cost (\$000s)		
Agency Project No	From/Location To/Location	Length (miles)					

PW000762	South Miami Avenue and 10 Street	0.0	Traffic signal	\$543	\$543	Activity /Phase	Funding Source	Proposed Funding (in \$000s)				
								2025 - 2026	2026 - 2027	2027 - 2028	2028 - 2029	2029 - 2030
762						CST	MIF	0	0	0	0	0

MIAMI-DADE TRANSPORTATION PLANNING ORGANIZATION
TRANSPORTATION IMPROVEMENT PROGRAM
CONGESTION MANAGEMENT PLAN (CMP)

TPO Project No	Facility/Project Name		Bicycle Accom.	Type of Work	Project Cost (\$000s)	Prior Years Cost (\$000s)		
Agency Project No	From/Location	To/Location	Length (miles)					

PW000001	SW 136 St		0.0	Congestion Management	\$50		Activity /Phase	Funding Source	Proposed Funding (in \$000s)				
	1	US 1							SW 67 Ave	2025 - 2026	2026 - 2027	2027 - 2028	2028 - 2029



PW000002	SW 152 Ave		0.0	Congestion Management	\$50	\$26,538	Activity /Phase	Funding Source	Proposed Funding (in \$000s)				
	2	US 1							Old Cutler Rd	2025 - 2026	2026 - 2027	2027 - 2028	2028 - 2029
							OTHER	UNK	0	0	0	0	0

PW000003	SW 67 Ave/Ludlam Rd		0.0	Congestion Management	\$50	\$5,060	Activity /Phase	Funding Source	Proposed Funding (in \$000s)				
	3	SR 992/SW 152 St							SR 968/Flagler St	2025 - 2026	2026 - 2027	2027 - 2028	2028 - 2029
							OTHER	UNK	0	0	0	0	0

PW000005	SW 200 St/Caribbean Blvd		0.0	Congestion Management	\$50	\$48,275	Activity /Phase	Funding Source	Proposed Funding (in \$000s)				
	5	SW 127 Ave							Coral Sea Rd	2025 - 2026	2026 - 2027	2027 - 2028	2028 - 2029
							OTHER	UNK	0	0	0	0	0

PW000006	Old Cutler Rd		0.0	Congestion Management	\$50	\$19,088	Activity /Phase	Funding Source	Proposed Funding (in \$000s)				
	6	SW 216 Street							SW 37 Ave	2025 - 2026	2026 - 2027	2027 - 2028	2028 - 2029
							OTHER	UNK	0	0	0	0	0

MIAMI-DADE TRANSPORTATION PLANNING ORGANIZATION
TRANSPORTATION IMPROVEMENT PROGRAM
CONGESTION MANAGEMENT PLAN (CMP)

TPO Project No	Facility/Project Name	Bicycle Accom.	Type of Work	Project Cost (\$000s)	Prior Years Cost (\$000s)		
Agency Project No	From/Location To/Location	Length (miles)					

PW000007	NW 58 St		Congestion Management	\$50	\$10,911	Activity /Phase	Funding Source	Proposed Funding (in \$000s)				
	7	SR 985/NW 107 Ave						SR 826/ Palmetto Expwy	0.0	2025 - 2026	2026 - 2027	2027 - 2028
						OTHER	UNK	0	0	0	0	0



PW000008	NW 154 St/Miami Lakes Blvd		Congestion Management	\$50	\$0	Activity /Phase	Funding Source	Proposed Funding (in \$000s)				
	8	SR 973/NW 87 Ave						NW 67 Ave	0.0	2025 - 2026	2026 - 2027	2027 - 2028
						OTHER	UNK	0	0	0	0	0

PW000010	SW 56 St/Miller Dr		Congestion Management	\$50	\$1,689	Activity /Phase	Funding Source	Proposed Funding (in \$000s)				
	10	SW 127 Ave						SR 959/SW 57 Ave	0.0	2025 - 2026	2026 - 2027	2027 - 2028
						OTHER	UNK	0	0	0	0	0

PW000013	NE 2 AV & NE 215 St		Congestion Management	\$50	\$64,128	Activity /Phase	Funding Source	Proposed Funding (in \$000s)				
	13								0.0	2025 - 2026	2026 - 2027	2027 - 2028
						OTHER	UNK	0	0	0	0	0

PW0000151	S Bayshore Dr & SW 17 AV		Congestion Management	\$50	\$3,985	Activity /Phase	Funding Source	Proposed Funding (in \$000s)				
	151								0.0	2025 - 2026	2026 - 2027	2027 - 2028
						OTHER	UNK	0	0	0	0	0

MIAMI-DADE TRANSPORTATION PLANNING ORGANIZATION
TRANSPORTATION IMPROVEMENT PROGRAM
CONGESTION MANAGEMENT PLAN (CMP)

TPO Project No	Facility/Project Name	Bicycle Accom.	Type of Work	Project Cost (\$000s)	Prior Years Cost (\$000s)		
Agency Project No	From/Location To/Location	Length (miles)					

PW0000171	SW 97 AV & SW 184 St	0.0	Congestion Management	\$50	\$7,218	Activity /Phase	Funding Source	Proposed Funding (in \$000s)					
	171							2025 - 2026	2026 - 2027	2027 - 2028	2028 - 2029	2029 - 2030	
							OTHER	UNK	0	0	0	0	0



PW0000191	SW 112 St & SW 112 AV	0.0	Congestion Management	\$50	\$34,416	Activity /Phase	Funding Source	Proposed Funding (in \$000s)					
	191							2025 - 2026	2026 - 2027	2027 - 2028	2028 - 2029	2029 - 2030	
							OTHER	UNK	0	0	0	0	0

PW0000221	SW 127 AV & Coral Way	0.0	Congestion Management	\$50	\$0	Activity /Phase	Funding Source	Proposed Funding (in \$000s)					
	221							2025 - 2026	2026 - 2027	2027 - 2028	2028 - 2029	2029 - 2030	
							OTHER	UNK	0	0	0	0	0

PW000028	SW 127 AV & SW 26 St	0.0	Congestion Management	\$50	\$5,300	Activity /Phase	Funding Source	Proposed Funding (in \$000s)					
	28							2025 - 2026	2026 - 2027	2027 - 2028	2028 - 2029	2029 - 2030	
							OTHER	UNK	0	0	0	0	0

PW0000291	NW 41 St & NW 97 AV	0.0	Congestion Management	\$50	\$700	Activity /Phase	Funding Source	Proposed Funding (in \$000s)					
	291							2025 - 2026	2026 - 2027	2027 - 2028	2028 - 2029	2029 - 2030	
							OTHER	UNK	0	0	0	0	0

MIAMI-DADE TRANSPORTATION PLANNING ORGANIZATION
 TRANSPORTATION IMPROVEMENT PROGRAM
 CONGESTION MANAGEMENT PLAN (CMP)

TPO Project No	Facility/Project Name	Bicycle Accom.	Type of Work	Project Cost (\$000s)	Prior Years Cost (\$000s)		
Agency Project No	From/Location To/Location	Length (miles)					

PW000032	E/O SW 187 Ave		0.0	Congestion Management	\$50	\$11,472	Activity /Phase	Funding Source	Proposed Funding (in \$000s)				
	32	SW 192 Ave US 1							2025 - 2026	2026 - 2027	2027 - 2028	2028 - 2029	2029 - 2030
							OTHER	UNK	0	0	0	0	0



PW0000361	NW 20 St		0.0	Roadway Infrastructure Improvements	\$50	\$4,484	Activity /Phase	Funding Source	Proposed Funding (in \$000s)				
	36	SR 9/NW 27 Ave I 95							2025 - 2026	2026 - 2027	2027 - 2028	2028 - 2029	2029 - 2030
							OTHER	UNK	0	0	0	0	0

PW0000391	NE 125 St/NE 6 Ave/W Dixie Hwy		0.0	Intersection Improvements	\$50	\$3,884	Activity /Phase	Funding Source	Proposed Funding (in \$000s)				
	391								2025 - 2026	2026 - 2027	2027 - 2028	2028 - 2029	2029 - 2030
							OTHER	UNK	0	0	0	0	0

PW0000451	NW 12 St		0.0	Signal Improvements	\$50	\$15,156	Activity /Phase	Funding Source	Proposed Funding (in \$000s)				
	451	SR 973/NW 87 Ave							2025 - 2026	2026 - 2027	2027 - 2028	2028 - 2029	2029 - 2030
							OTHER	UNK	0	0	0	0	0

PW0000461	North River Dr		0.0	Widen North River Dr to include shoulders and	\$50	\$0	Activity /Phase	Funding Source	Proposed Funding (in \$000s)				
	461	SR 985/NW 107 Ave NW 74 Ave							2025 - 2026	2026 - 2027	2027 - 2028	2028 - 2029	2029 - 2030
							OTHER	UNK	0	0	0	0	0

MIAMI-DADE TRANSPORTATION PLANNING ORGANIZATION
TRANSPORTATION IMPROVEMENT PROGRAM
CONGESTION MANAGEMENT PLAN (CMP)

TPO Project No	Facility/Project Name	Bicycle Accom.	Type of Work	Project Cost (\$000s)	Prior Years Cost (\$000s)		
Agency Project No	From/Location To/Location	Length (miles)					

PW000110	Traffic Signal Materials					Activity /Phase	Funding Source	Proposed Funding (in \$000s)				
110		0.0						2025 - 2026	2026 - 2027	2027 - 2028	2028 - 2029	2029 - 2030
						MNT	SGT	1,600	1,600	1,600	0	0



PW000878	PWWM Traffic Sign and Signals Division		Traffic signal timing optimization Represents total ATMS Funding under Road Impact Fee program and under People's Transportation Plan.			Activity /Phase	Funding Source	Proposed Funding (in \$000s)				
878		0.0						2025 - 2026	2026 - 2027	2027 - 2028	2028 - 2029	2029 - 2030
						OTHER	UNK	0	0	0	0	0

PW1000008	NW 7 Avenue & NW 119 Street		Intersection renovation: reposition of median		\$5	\$2,796	Activity /Phase	Funding Source	Proposed Funding (in \$000s)				
1000008	Intersection	0.0							2025 - 2026	2026 - 2027	2027 - 2028	2028 - 2029	2029 - 2030
						OTHER	UNK	0	0	0	0	0	

PW1000009	Kendale Blvd & Killian Parkway		Realignment: intersection		\$36	\$16,295	Activity /Phase	Funding Source	Proposed Funding (in \$000s)				
1000009	Intersection	0.0							2025 - 2026	2026 - 2027	2027 - 2028	2028 - 2029	2029 - 2030
						OTHER	UNK	0	0	0	0	0	

PW1000010	West Flagler & W 102 Avenue		New Construction: right turn lane		\$27	\$2,476	Activity /Phase	Funding Source	Proposed Funding (in \$000s)				
1000010	Intersection	0.0							2025 - 2026	2026 - 2027	2027 - 2028	2028 - 2029	2029 - 2030
						OTHER	UNK	0	0	0	0	0	

MIAMI-DADE TRANSPORTATION PLANNING ORGANIZATION
TRANSPORTATION IMPROVEMENT PROGRAM
CONGESTION MANAGEMENT PLAN (CMP)

TPO Project No	Facility/Project Name	Bicycle Accom.	Type of Work	Project Cost (\$000s)	Prior Years Cost (\$000s)		
Agency Project No	From/Location To/Location	Length (miles)					

PW1000011	SW 112 Avenue & Kendall Drive	0.0	New Construction: right turn lane	\$18	\$150	Activity /Phase	Funding Source	Proposed Funding (in \$000s)				
	1000011							Intersection	2025 - 2026	2026 - 2027	2027 - 2028	2028 - 2029
						OTHER	UNK	0	0	0	0	0



PW1000012	SW 109 Court & SW 104 Street	0.0	New Construction: left turn lane	\$24	\$500	Activity /Phase	Funding Source	Proposed Funding (in \$000s)				
	1000012							Intersection	2025 - 2026	2026 - 2027	2027 - 2028	2028 - 2029
						OTHER	UNK	0	0	0	0	0

PW1000013	Maynada Bump Bridge	0.0	Improvements: safety	\$4	\$500	Activity /Phase	Funding Source	Proposed Funding (in \$000s)				
	1000013								2025 - 2026	2026 - 2027	2027 - 2028	2028 - 2029
						OTHER	UNK	0	0	0	0	0

PW1000014	Douglas Road & Ingraham Hwy	0.0	Improvements: bike path	\$5	\$2,560	Activity /Phase	Funding Source	Proposed Funding (in \$000s)				
	1000014							Intersection	2025 - 2026	2026 - 2027	2027 - 2028	2028 - 2029
						OTHER	UNK	0	0	0	0	0

PW1000015	NE 19 Avenue, NE 19 Drive & NE 121 Street	0.0	Improvements: intersection	\$43	\$997	Activity /Phase	Funding Source	Proposed Funding (in \$000s)				
	1000015							Intersection	2025 - 2026	2026 - 2027	2027 - 2028	2028 - 2029
						OTHER	UNK	0	0	0	0	0

MIAMI-DADE TRANSPORTATION PLANNING ORGANIZATION
TRANSPORTATION IMPROVEMENT PROGRAM
CONGESTION MANAGEMENT PLAN (CMP)

TPO Project No	Facility/Project Name	Bicycle Accom.	Type of Work	Project Cost (\$000s)	Prior Years Cost (\$000s)		
Agency Project No	From/Location To/Location	Length (miles)					

PW1000016	NW 77 Court & NW 154 Street		New Construction: left turn lane	\$26	\$1,185	Activity /Phase	Funding Source	Proposed Funding (in \$000s)				
	1000016	Intersection						0.0	2025 - 2026	2026 - 2027	2027 - 2028	2028 - 2029
						OTHER	UNK	0	0	0	0	0



PW1000017	US 1 & Red Road		Extension: left turn lane	\$50	\$3,838	Activity /Phase	Funding Source	Proposed Funding (in \$000s)				
	1000017	Intersection						0.0	2025 - 2026	2026 - 2027	2027 - 2028	2028 - 2029
						OTHER	UNK	0	0	0	0	0

PW1000018	SW 97 Avenue & SW 48 Street		Signal modification / Extension: left turn lane	\$30	\$5,546	Activity /Phase	Funding Source	Proposed Funding (in \$000s)				
	1000018	Intersection						0.0	2025 - 2026	2026 - 2027	2027 - 2028	2028 - 2029
						OTHER	UNK	0	0	0	0	0

PW1000019	SW 107 Avenue & SW 184 Street		Widening: for left turns	\$2	\$2,627	Activity /Phase	Funding Source	Proposed Funding (in \$000s)				
	1000019	Intersection						0.0	2025 - 2026	2026 - 2027	2027 - 2028	2028 - 2029
						OTHER	UNK	0	0	0	0	0

PW1000020	SW 107 Avenue & SW 160 Street		Redesign: intersection	\$17	\$3,396	Activity /Phase	Funding Source	Proposed Funding (in \$000s)				
	1000020	Intersection						0.0	2025 - 2026	2026 - 2027	2027 - 2028	2028 - 2029
						OTHER	UNK	0	0	0	0	0

MIAMI-DADE TRANSPORTATION PLANNING ORGANIZATION
TRANSPORTATION IMPROVEMENT PROGRAM
CONGESTION MANAGEMENT PLAN (CMP)

TPO Project No	Facility/Project Name	Bicycle Accom.	Type of Work	Project Cost (\$000s)	Prior Years Cost (\$000s)		
Agency Project No	From/Location To/Location	Length (miles)					

PW1000021	SW 87 Avenue & SW 96 Street	0.0	New Construction: left turn lanes	\$29	\$4,991	Activity /Phase	Funding Source	Proposed Funding (in \$000s)				
	1000021							Intersection	2025 - 2026	2026 - 2027	2027 - 2028	2028 - 2029
						OTHER	UNK	0	0	0	0	0



PW1000022	SW 92 Avenue & SW 64 Street	0.0	New Construction: left turn lanes	\$50	\$1,257	Activity /Phase	Funding Source	Proposed Funding (in \$000s)				
	1000022							Intersection	2025 - 2026	2026 - 2027	2027 - 2028	2028 - 2029
						OTHER	UNK	0	0	0	0	0

PW1000023	SW 87 Avenue & SW 48 Street	0.0	Extension: left turn lane	\$18	\$5,844	Activity /Phase	Funding Source	Proposed Funding (in \$000s)				
	1000023							Intersection	2025 - 2026	2026 - 2027	2027 - 2028	2028 - 2029
						OTHER	UNK	0	0	0	0	0

PW1000024	SW 87 Avenue & SW 128 Street	0.0	New Construction: 2 lanes	\$30	\$185	Activity /Phase	Funding Source	Proposed Funding (in \$000s)				
	1000024							Intersection	2025 - 2026	2026 - 2027	2027 - 2028	2028 - 2029
						OTHER	UNK	0	0	0	0	0

PW1000025	NW 32 Avenue & NW 119 Street	0.0	Extension: left turn lane	\$5	\$2,883	Activity /Phase	Funding Source	Proposed Funding (in \$000s)				
	1000025							Intersection	2025 - 2026	2026 - 2027	2027 - 2028	2028 - 2029
						OTHER	UNK	0	0	0	0	0

MIAMI-DADE TRANSPORTATION PLANNING ORGANIZATION
TRANSPORTATION IMPROVEMENT PROGRAM
CONGESTION MANAGEMENT PLAN (CMP)

TPO Project No	Facility/Project Name	Bicycle Accom.	Type of Work	Project Cost (\$000s)	Prior Years Cost (\$000s)		
Agency Project No	From/Location To/Location	Length (miles)					

PW1000026	Biscayne Boulevard		New Construction: 2 bus bays	\$30	\$1,558	Activity /Phase	Funding Source	Proposed Funding (in \$000s)				
	1000026	Intersection						0.0	2025 - 2026	2026 - 2027	2027 - 2028	2028 - 2029
						OTHER	UNK	0	0	0	0	0



PW100007	NW 22 Avenue & NW 111 Street		Intersection renovation: reposition of median	\$4	\$3,940	Activity /Phase	Funding Source	Proposed Funding (in \$000s)				
	1000007	Intersection						0.0	2025 - 2026	2026 - 2027	2027 - 2028	2028 - 2029
						OTHER	UNK	0	0	0	0	0

TA3001040	East-West Corridor		New Transit Service	\$73,848	\$63,848	Activity /Phase	Funding Source	Proposed Funding (in \$000s)				
	3001040	Tamiami Station MIC at MIA						17.6	2025 - 2026	2026 - 2027	2027 - 2028	2028 - 2029
						CST	PTP	10,000	0	0	0	0

TA3001044	STATE ROAD 836 EXPRESS BUS SERVICE TAMAMIAMI STATION (CIP097-A)		New Station/Stop/Terminal	\$15,622	\$13,842	Activity /Phase	Funding Source	Proposed Funding (in \$000s)				
	3001044	Tamiami Station Government Center						17.6	2025 - 2026	2026 - 2027	2027 - 2028	2028 - 2029
						OTHER	PTP	0	0	0	0	0
						CST	PTP	0	0	0	0	0

TA3002043	SOUTH MIAMI-DADE CORRIDOR PROJECT DEVELOPMENT (CIP155)		New Transit Service	\$307,460	\$306,160	Activity /Phase	Funding Source	Proposed Funding (in \$000s)				
	3002043	Dadeland South Metrorail Station W 344th Street Park-and-Ride/Transit Terminal						20.5	2025 - 2026	2026 - 2027	2027 - 2028	2028 - 2029
						PD	FTA	500	500	0	0	0
						PD	PTP	150	150	0	0	0

MIAMI-DADE TRANSPORTATION PLANNING ORGANIZATION
 TRANSPORTATION IMPROVEMENT PROGRAM
 CONGESTION MANAGEMENT PLAN (CMP)

TPO Project No	Facility/Project Name	Bicycle Accom.	Type of Work	Project Cost (\$000s)	Prior Years Cost (\$000s)		
Agency Project No	From/Location To/Location	Length (miles)					

TA3002065	State Road 836 Express Bus Service Panther Station (CIP097-B)		14.8	New Station/Stop/Terminal	\$11,487	\$2,007	Activity /Phase	Funding Source	Proposed Funding (in \$000s)				
	From/Location	To/Location							2025 - 2026	2026 - 2027	2027 - 2028	2028 - 2029	2029 - 2030
3002065	Panther Station	Government Center					CST	FDOT	60	2,561	1,158	0	0
							DSB	MDTA	102	0	0	0	0
							OTHER	PTP	0	38	0	0	0
							CST	PTP	0	1,331	3,000	0	0
							ROW	PTP	823	0	0	0	0
							DSB	PTP	307	50	50	0	0

TA3002256	Beach Express South (SMART BERT) (CIP164)		6.1	New Transit Service	\$9,600	\$528	Activity /Phase	Funding Source	Proposed Funding (in \$000s)				
	From/Location	To/Location							2025 - 2026	2026 - 2027	2027 - 2028	2028 - 2029	2029 - 2030
3002256	0	0					PD	PTP	443	434	0	0	0
							CST	PTP	0	60	1,878	6,257	0

TRTR0407	LCD Visual Displays at Tri-Rail Miami-Dade Stations		0.0	Capital	\$675	\$538	Activity /Phase	Funding Source	Proposed Funding (in \$000s)				
	From/Location	To/Location							2025 - 2026	2026 - 2027	2027 - 2028	2028 - 2029	2029 - 2030
TR0407							CAP	LF	0	0	0	0	0
							CAP	DPTO	0	0	0	0	0

Yearly Totals	13,985	6,724	7,686	6,257	0
5 Year TIP Total				\$34,652	